




# placing a bead with a crochet hook

In this tutorial the bead is placed on a knit or purl stitch from the previous row before working the stitch

Note: to place a bead on a decrease (e.g. a k2tog or k3tog), I work the decrease first and then place the bead on the new stitch



1. place bead on  
crochet hook



2. insert the crochet  
hook into the next stitch




3. lift stitch off left hand  
needle with crochet hook



4. drop the bead  
from the tip of the  
hook onto the  
stitch



5. insert the left hand  
needle into the stitch  
above the bead



6. remove the hook