




placing a bead with a crochet hook

In this tutorial the bead is placed on a knit or purl stitch from the previous row before working the stitch

Note: to place a bead on a decrease (e.g. a k2tog or k3tog), I work the decrease first and then place the bead on the new stitch



1. place bead on
crochet hook



2. insert the crochet
hook into the next stitch




3. lift stitch off left hand
needle with crochet hook



4. drop the bead
from the tip of the
hook onto the
stitch



5. insert the left hand needle
into the stitch above the bead



6. remove the hook